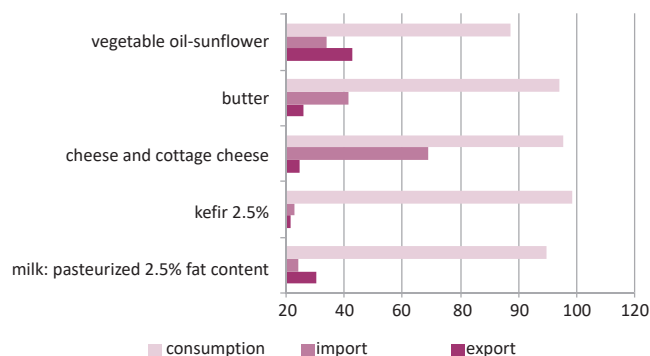


Export, import and consumption for 2020

as a percentage



The total volume of milk consumption in the country in 2016 was 96.8 %, and in 2020 it is 89.4%.

Brief methodological explanations

Production (mining) – the quantity of products (goods) mined or produced on the territory of the republic.

Data on export-import operations of the Republic of Kazakhstan are provided on the basis of cargo customs declarations without taking into account unorganized trade according to the State Revenue Committee of the Ministry of Finance of the Republic of Kazakhstan and the national statistical observation on the form 1-CU «Report on mutual trade in goods with the member States of the Eurasian Economic Union».

Import – import from abroad of goods intended for domestic use and for re-export.

Export – export of goods from the country for sale on the foreign market, as well as re-export of goods of foreign origin.

In value terms, the data of export-import operations are calculated by converting the data of customs declarations in dollar terms into the national currency at the weighted average exchange rate of the reporting period.

Sales on the domestic market determine the volume of consumption of products within the country.

Do you need more information?

All the main indicators of socio-economic development of the republic can be found on the Internet-resource of the Bureau of National Statistics of the Agency for Strategic Planning and Reforms of the Republic of Kazakhstan www.stat.gov.kz.

Do you still have questions?

Contact the Department of Statistics of Services and Energy

Director of the Department

Gulmira Karaulova

Tel. +7 7172 74 90 60

E-mail: g.karaulova@aspire.gov.kz



Agency for Strategic planning and reforms
of the Republic of Kazakhstan
Bureau of National statistics

www.stat.gov.kz

Development of commodity markets for socially significant food products in the Republic of Kazakhstan



Our coordinates:

010000, Republic of Kazakhstan
Nur-Sultan, 8, Mangilik el street
House of Ministries, Entrance 4
Informational service: +7 7172 749010, 749011
Fax: +7 7172 749546
E-mail: e.stat@aspire.gov.kz
Internet-resource: <http://stat.gov.kz>

Circulation: 100 copies

The Bureau of National Statistics of the Agency for Strategic Planning and Reforms of the Republic of Kazakhstan (hereinafter referred to as the Bureau) has been compiling statistics on commodity markets since 1999.

Commodity market statistics include indicators of the structure of commodity resource balances and the direction of their use in the Republic of Kazakhstan. The balances of resources and use of goods characterize the level of development of domestic production and the volume of dependence of the country's economy on imports of products from other countries. Since 2013, the Bureau has started to form resource and use balances for certain commodity items in the regions of the Republic of Kazakhstan. Information on resource balances and their use is published on the official website of the Bureau in the form of the bulletin "Resources and use of certain types of products (goods) and raw materials in the Republic of Kazakhstan" (monthly periodicity) and the collection "Balances of resources and use of the most important types of raw materials, industrial and technical products and consumer goods in the Republic of Kazakhstan" (annual periodicity). In addition, the site contains a Matrix of consumer goods and industrial and technical goods, which allows you to clearly (in color) see the following ratio: green colour highlights the goods for which resources are replenished by domestic production in the Republic of Kazakhstan, red colour-the goods for which the import substitution system is not yet sufficiently implemented, so for such goods, imports from other countries prevail in the resources.



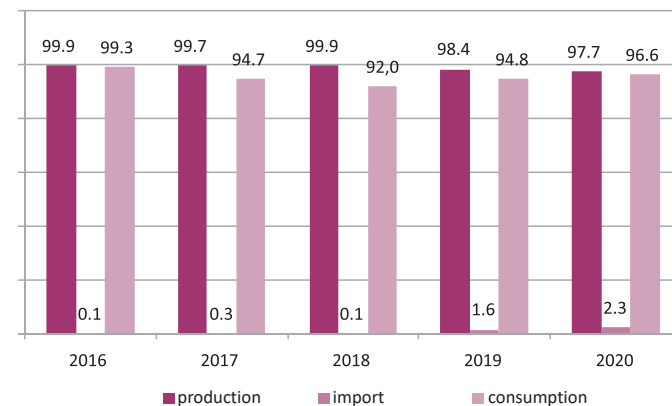
The total sales of beef meat on the domestic market in 2016 amounted to 99.6%, and in 2020 it is 98.3% of the total resources. The export of onions in 2016 was 5.1%, and in 2020 it is 9.7% of the total resources.

Food products

A significant share of goods of domestic production is observed in the resources of most food products. In the food market, the resources of wheat bread, flour, rice, salt and pasta are almost completely produced in the republic (99.8%, 99.7%, 95.7%, 87.3% and 85.5% of the total resources). The total volume of imports of white sugar for 2019 was 55.6%, and in 2020 it is 79% of the total resources.

Production, consumption and import of chicken eggs for 2020

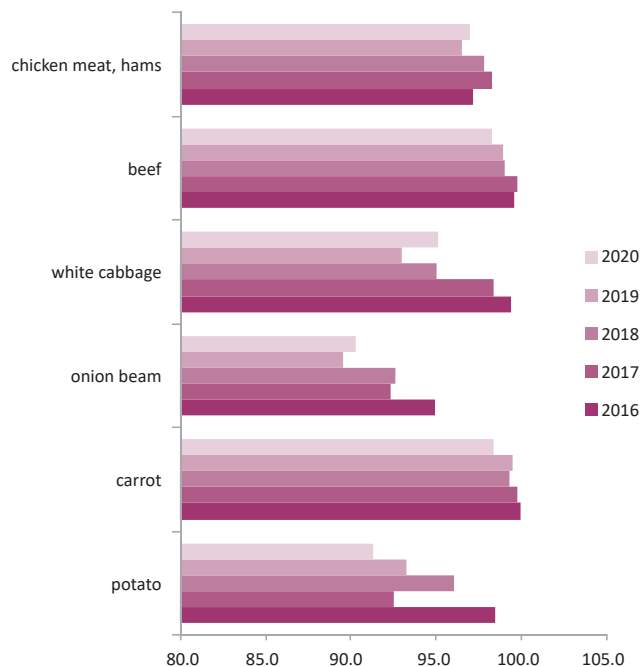
as a percentage



Total imports for 2019 were 1.6%, production 98.4% of total resources, and in 2020 imports are 2.3%, production 97.7% of total resources.

Domestic sales

as a percentage



Production and imports for 2020

as a percentage

